



Location: ACL1 - City Hall

Report on 24-hour TSP monitoring

Action Level ($\mu\text{g}/\text{m}^3$) - 163

Limit Level ($\mu\text{g}/\text{m}^3$) - 260

Date	Sampling Time	Weather Condition	Filter paper no.	Filter Weight, g		Elapse Time, hr		Sampling Time, hr	Flow Rate, m^3/min			Total Volume, m^3	TSP Level, $\mu\text{g}/\text{m}^3$
				Initial	Final	Initial	Final		Initial, Q_{si}	Final, Q_{sf}	Average		
5-May-15	8:00	Fine	011587	2.7211	2.8200	21225.30	21249.30	24.00	1.13	1.13	1.13	1627	60.8
11-May-15	8:00	Fine	011842	2.7083	2.7503	21252.30	21276.30	24.00	1.13	1.13	1.13	1631	25.8
16-May-15	8:00	Rainy	012001	2.8151	2.9658	21279.31	21303.31	24.00	1.16	1.16	1.16	1672	90.1
22-May-15	8:00	Cloudy	012045	2.8354	2.8829	21306.31	21330.31	24.00	1.26	1.26	1.26	1810	26.2
28-May-15	8:00	Fine	011900	2.7338	2.8075	21333.32	21357.32	24.00	1.12	1.12	1.12	1616	45.6

Report on 1-hour TSP monitoring

Action Level ($\mu\text{g}/\text{m}^3$) - 460

Limit Level ($\mu\text{g}/\text{m}^3$) - 500

Date	Sampling Time	Weather Condition	Filter paper no.	Filter Weight, g		Elapse Time, hr		Sampling Time, hr	Flow Rate, m^3/min			Total Volume, m^3	TSP Level, $\mu\text{g}/\text{m}^3$
				Initial	Final	Initial	Final		Initial, Q_{si}	Final, Q_{sf}	Average		
6-May-15	8:15	Fine	011864	2.7279	2.7308	21249.30	21250.30	1.00	1.13	1.13	1.13	68	42.8
6-May-15	9:33	Fine	011836	2.7227	2.7267	21250.30	21251.30	1.00	1.13	1.13	1.13	68	59.0
6-May-15	10:40	Fine	011839	2.7175	2.7243	21251.30	21252.30	1.00	1.13	1.13	1.13	68	100.3
12-May-15	8:25	Fine	011652	2.7790	2.7815	21776.30	21777.30	1.00	1.13	1.13	1.13	68	36.8
12-May-15	9:30	Fine	011654	2.7724	2.7740	21277.30	21278.30	1.00	1.13	1.13	1.13	68	23.5
12-May-15	10:35	Fine	011655	2.7636	2.7703	21278.30	21279.30	1.00	1.13	1.13	1.13	68	98.5
18-May-15	8:25	Cloudy	012036	2.8406	2.8439	21303.31	21304.31	1.00	1.19	1.19	1.19	71	46.3
18-May-15	9:30	Cloudy	012039	2.8497	2.8508	21304.31	21305.31	1.00	1.19	1.19	1.19	71	15.4
18-May-15	10:35	Cloudy	012042	2.8320	2.8349	21305.31	21306.31	1.00	1.19	1.19	1.19	71	40.7
23-May-15	9:31	Rainy	011893	2.7038	2.7085	21330.31	21331.31	1.00	1.26	1.26	1.26	75	62.4
23-May-15	10:35	Rainy	011895	2.7231	2.7263	21331.31	21332.31	1.00	1.26	1.26	1.26	75	42.5
23-May-15	13:00	Rainy	011898	2.7223	2.7301	21332.31	21333.31	1.00	1.26	1.26	1.26	75	103.6
29-May-15	8:15	Fine	012153	2.8091	2.8120	21357.48	21358.48	1.00	1.12	1.12	1.12	67	43.0
29-May-15	9:20	Fine	012156	2.7967	2.8017	21358.48	21359.48	1.00	1.12	1.12	1.12	67	74.2
29-May-15	10:35	Fine	012159	2.7986	2.8070	21359.48	21360.48	1.00	1.12	1.12	1.12	67	124.7



Location: ACL2a - Contractor HK/2012/08 Site office

Report on 24-hour TSP monitoring

Action Level ($\mu\text{g}/\text{m}^3$) - 187.3

Limit Level ($\mu\text{g}/\text{m}^3$) - 260

Date	Sampling Time	Weather Condition	Filter paper no.	Filter Weight, g		Elapse Time, hr		Sampling Time, hr	Flow Rate, m^3/min			Total Volume, m^3	TSP Level, $\mu\text{g}/\text{m}^3$
				Initial	Final	Initial	Final		Initial, Q_{si}	Final, Q_{sf}	Average		
5-May-15	8:00	Fine	011825	2.7449	2.8772	3547.15	3571.15	24.00	1.00	1.00	1.00	1437	92.1
12-May-15	17:00	Fine	011889	2.7169	2.8362	3577.16	3601.16	24.00	1.06	1.06	1.06	1527	78.1
16-May-15	8:00	Rainy	011819	2.7166	2.7874	3601.16	3625.16	24.00	1.00	1.00	1.00	1438	49.2
22-May-15	8:00	Cloudy	012056	2.8525	2.9234	3628.16	3652.16	24.00	1.12	1.12	1.12	1613	44.0
28-May-15	8:00	Fine	012120	2.8267	2.9193	3655.18	3679.18	24.00	1.05	1.05	1.05	1512	61.3

Due to interruption of electricity supply, the 24hr TSP was rescheduled from 11 May 2015 to 12 May 2015.

Report on 1-hour TSP monitoring

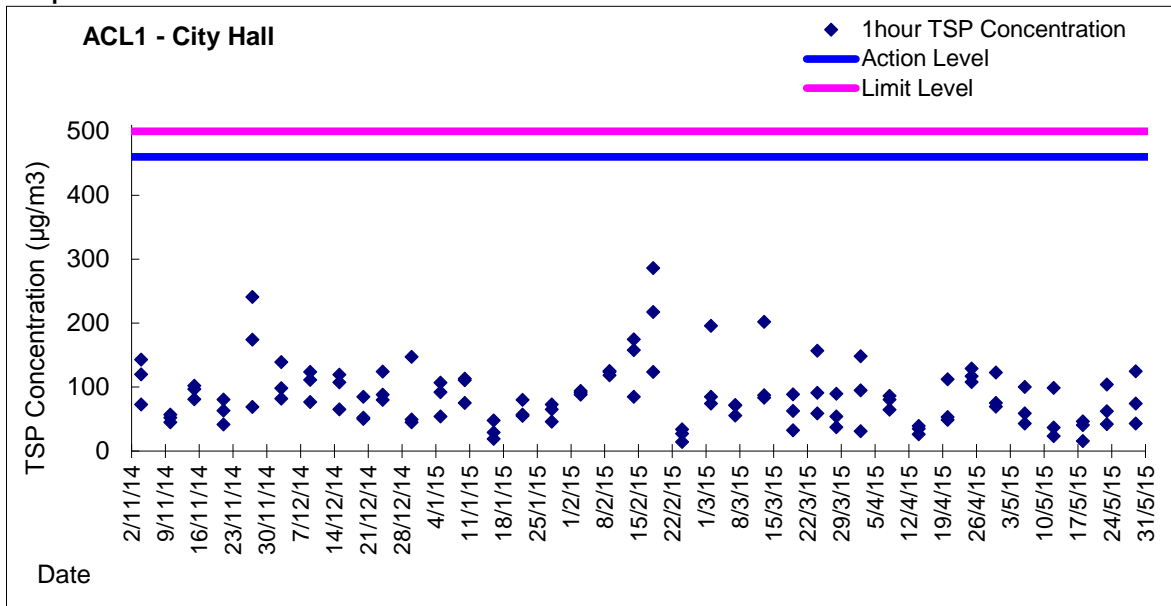
Action Level ($\mu\text{g}/\text{m}^3$) - 300.1

Limit Level ($\mu\text{g}/\text{m}^3$) - 500

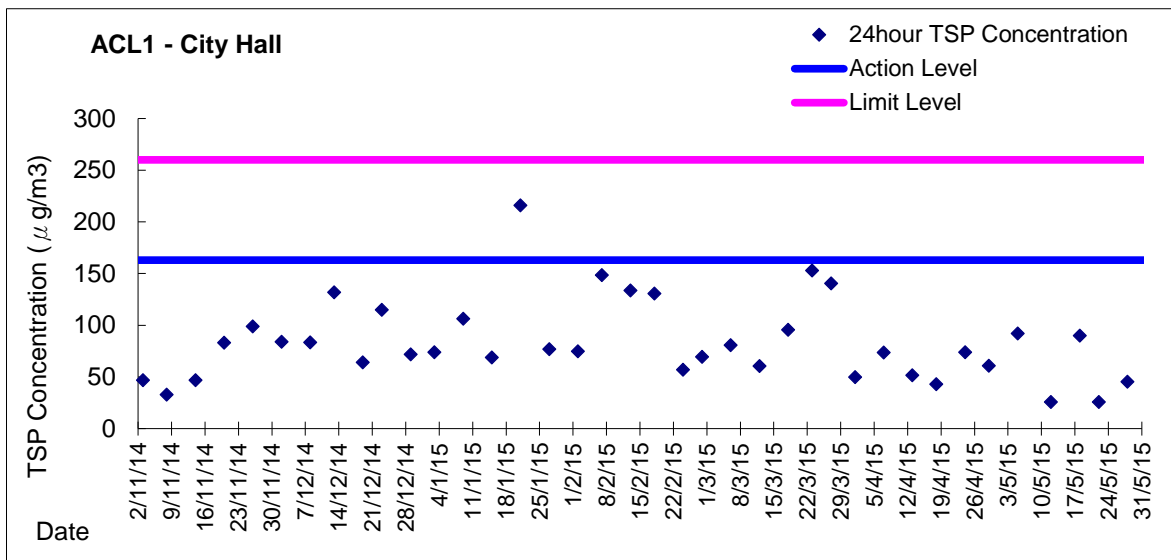
Date	Sampling Time	Weather Condition	Filter paper no.	Filter Weight, g		Elapse Time, hr		Sampling Time, hr	Flow Rate, m^3/min			Total Volume, m^3	TSP Level, $\mu\text{g}/\text{m}^3$
				Initial	Final	Initial	Final		Initial, Q_{si}	Final, Q_{sf}	Average		
6-May-15	8:43	Fine	011644	2.7829	2.7862	3571.15	3572.15	1.00	1.00	1.00	1.00	60	55.1
6-May-15	9:49	Fine	011831	2.7244	2.7297	3572.15	3573.15	1.00	1.00	1.00	1.00	60	88.5
6-May-15	10:55	Fine	011912	2.7297	2.7395	3573.15	3574.15	1.00	1.00	1.00	1.00	60	163.7
12-May-15	8:15	Fine	011875	2.7274	2.7337	3574.16	3575.16	1.00	1.06	1.06	1.06	64	99.0
12-May-15	9:25	Fine	010966	2.8280	2.8328	3575.16	3576.16	1.00	1.06	1.06	1.06	64	75.4
12-May-15	10:35	Fine	010803	2.8158	2.8215	3576.16	3577.16	1.00	1.06	1.06	1.06	64	89.6
18-May-15	10:49	Cloudy	011954	2.8035	2.8072	3625.16	3626.16	1.00	1.00	1.00	1.00	60	62.0
18-May-15	13:00	Cloudy	012033	2.8448	2.8479	3626.16	3627.16	1.00	1.00	1.00	1.00	60	51.9
18-May-15	14:05	Cloudy	012034	2.8396	2.8437	3627.16	3628.16	1.00	1.05	1.05	1.05	63	64.8
23-May-15	8:15	Rainy	012059	2.8424	2.8508	3652.18	3653.18	1.00	1.12	1.12	1.12	67	125.2
23-May-15	10:25	Rainy	012092	2.8337	2.8396	3653.18	3654.18	1.00	1.12	1.12	1.12	67	87.9
23-May-15	13:00	Rainy	012093	2.8359	2.8485	3654.18	3655.18	1.00	1.12	1.12	1.12	67	187.8
29-May-15	10:40	Fine	012181	2.8410	2.8484	3679.18	3680.18	1.00	0.99	0.99	0.99	59	124.4
29-May-15	13:00	Fine	012185	2.8268	2.8311	3680.18	3681.18	1.00	0.99	0.99	0.99	59	72.3
29-May-15	14:10	Fine	011726	2.8296	2.8389	3681.18	3682.18	1.00	0.99	0.99	0.99	59	156.3



Graphic Presentation of 1 hour TSP Result

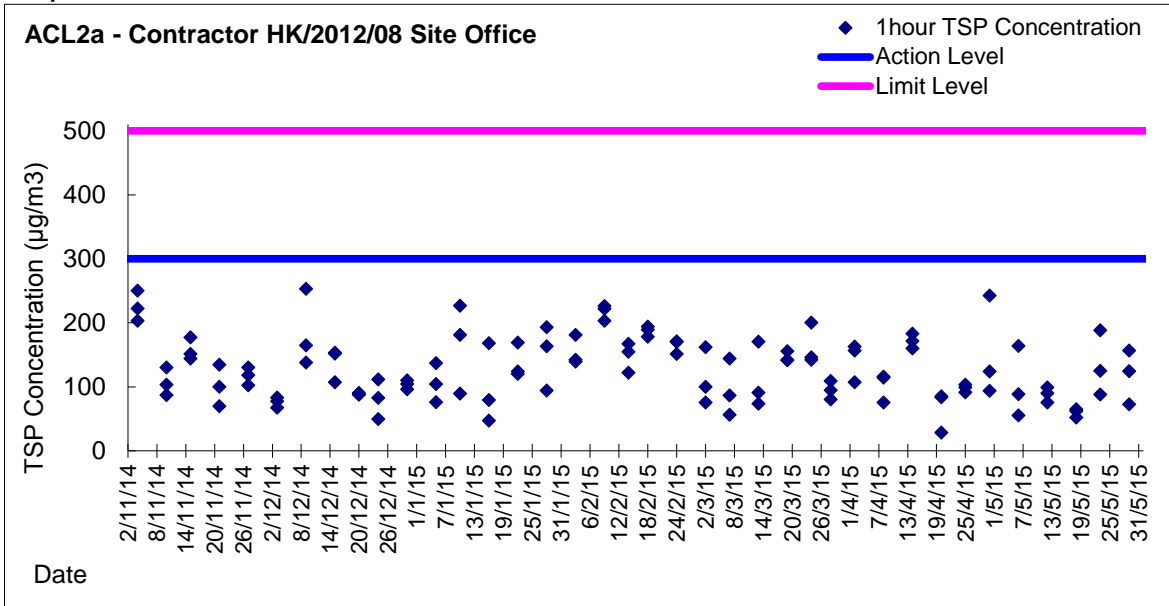


Graphic Presentation of 24 hour TSP Result





Graphic Presentation of 1 hour TSP Result



Graphic Presentation of 24 hour TSP Result

